

# planet telex

Words and Music by  
 Thomas Yorke, Edward O'Brien,  
 Colin Greenwood, Jonathan Greenwood  
 and Philip Selway

Recording sounds slightly sharp

0:12 ♩ = 72

E A/E E7 Am/E E A/E E7 Am/E

Voice

Guitar

delay (c.208ms) tremolo (c.4.8Hz) sweeping E.Q.

TAB

0:38  
1:49

Bsus4 B Bm B

Vx.

Gr.

TAB

You can force it, but it will not come,  
 You can force it, but it will stay stung,

Bsus4 B Bm B

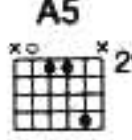
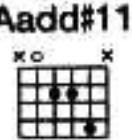
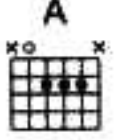
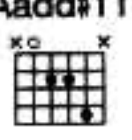
Vx.


Gr.


TAB

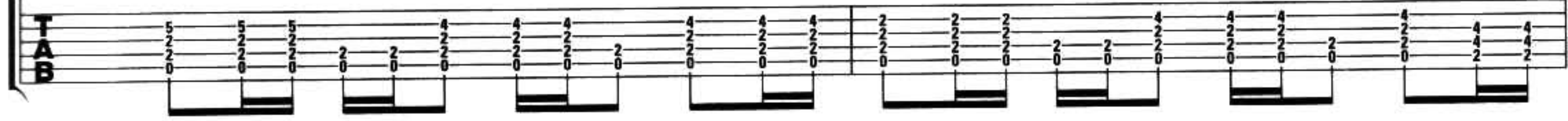
you can taste it, but it will not form,  
 you can crush it as dry as a bone,

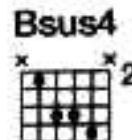
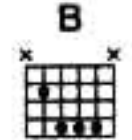
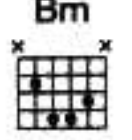
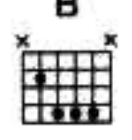



A5  2fr      Aadd#11       A       Aadd#11 


Vx. 


Gtr. 

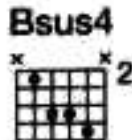
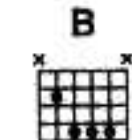
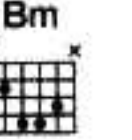
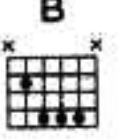
TAB 


Bsus4  2fr      B       Bm       B 


Vx.  you can crush it, but it's al - ways here,  
you can walk it home straight from school,


Gtr. 

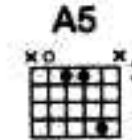

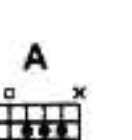

TAB 


Bsus4  2fr      B       Bm       B 


Vx.  you can crush it, but it's al - ways near,  
you can kiss it, you can break all the rules,

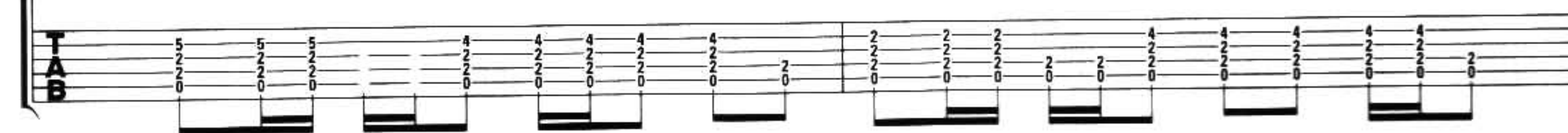
Gtr. 

TAB 

A5  2fr      Aadd#11       A       Aadd#11 

Vx.  chas - ing the you home,  
all the rules,


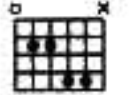
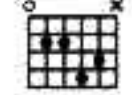

Gtr. 

TAB 

A5  2tr      Aadd#11       A       Aadd#11 

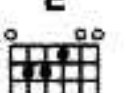
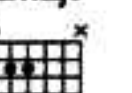
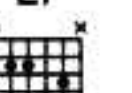
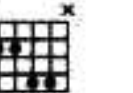
Vocal line: say - ing, — but still

Instrumental line: [Guitar/Fretboard notation]

1:23 2:34      E       Emaj7       E7       Emaj7 

Vocal line: 'Ev-ery - thing is — bro - ken, —

Instrumental line: flanger and ping-pong delay (c. 600ms)

E       Emaj7       E7       1. Emaj7 

Vocal line: ev - ery - one is — bro - ken. ?

Instrumental line: [Guitar/Fretboard notation]

2. Emaj7       3:00 E       Emaj7       E7       Emaj7 

Vocal line: bro - ken, — ev-ery-one is, — ev-ery-one is, — bro - ken,

Instrumental line: [Guitar/Fretboard notation]



Vx. *ev-ery-one is, ev-ery-thing is bro - ken.*

Gr.

TAB

Vx. *Why can't you for - get? Why can't we for - get?*

Gr. *delay (c.208ms) tremolo (c.4.8Hz) sweeping E.Q.*

TAB

Vx. *Why can't you for - get?*

Gr.

TAB

Gr. *let ring*

TAB *repeat ad lib. to fade*



# the bends

Words and Music by  
Thomas Yorke, Edward O'Brien,  
Colin Greenwood, Jonathan Greenwood  
and Philip Selway

0:12

♩ = 90

Chord diagrams: D, Cadd9 G/B, Cadd9, G/B, Cadd9, D, Cadd9 G/B

Voice: [Musical staff with treble clef, key signature of one sharp, and 4/4 time signature]

Guitar: *let ring* [Musical staff with treble clef, key signature of one sharp, and 4/4 time signature]

TAB: [Guitar tablature for the first system]

0:28

Chord diagrams: Cadd9, G/B, Cadd9, C, D, Cadd9 G/B, Cadd9, G/B

Vx. [Musical staff with treble clef, key signature of one sharp, and 4/4 time signature]

Hey, [Lyrics under the Vx. staff]

Gtr. [Musical staff with treble clef, key signature of one sharp, and 4/4 time signature]

TAB: [Guitar tablature for the second system]

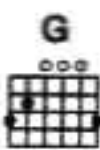
Chord diagrams: Cadd9, D, Cadd9 G/B, Cadd9, G/B, Cadd9

Vx. [Musical staff with treble clef, key signature of one sharp, and 4/4 time signature]

hey. [Lyrics under the Vx. staff]

Gtr. [Musical staff with treble clef, key signature of one sharp, and 4/4 time signature]

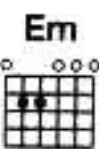
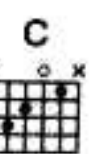
TAB: [Guitar tablature for the third system]



Vx. *Where do we go from here?\_ The words are com-ing out all weird, where are you now*  
*Where do we go from here?\_ The pla-net is a gun-boat in a sea of*

Gtr.

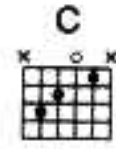
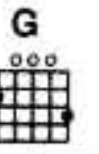
TAB



Vx. *fear, when I need you? A-lone on an ae-ro-plane,*  
*and where are you? They brought in the C. I. A., the*

Gtr.

TAB

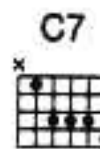
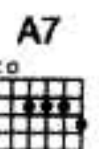


to Coda ⊕

Vx. *fall-ing a - sleep a - gainst the win-dow - pane, my blood-'ll thick - en.*  
*tanks, and the whole ma-rines to blow me a - way, to blow me sky high.*

Gtr.

TAB

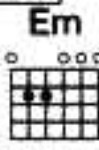


Gtr.

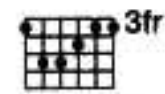
TAB



1:17



G



Vx. I need to wash my-self a - gain, to hide all the dirt and pain, 'cos I'd be

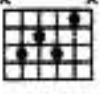
Gtr. two guitars

TAB

C



C7



Em

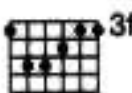


Vx. scared that there's no-thing un - der-neath. Who are my re-al friends?

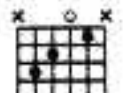
Gtr.

TAB

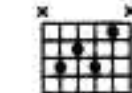
G



C



C7



Vx. Have they all got the bends? Am I real - ly sink-ing this low?

Gtr.

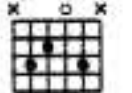
TAB

1:38

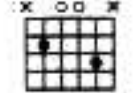
D



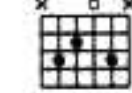
Cadd9



G/B



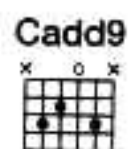
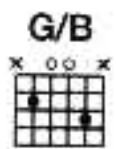
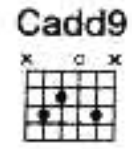
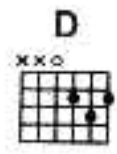
Cadd9



Vx. My ba - by's got the bends, oh no!\_\_\_\_\_

Gtr.

TAB



Vx. We don't have a - ny re - al friends, no, no, no. I'm just

Gr. *3*

TAB

1:54

[A]

[E]

Vx. ly - ing in a bar with my drip feed on, talk - ing to my girl - friend, wait - ing for some - thing to hap - pen, and I

Gr. *scrape strings behind nut*

TAB

[A]

Vx. wish it was the six - ties. I wish we could be hap - py, I wish, I wish, I wish that some - thing would

Gr.

TAB

[E]

*D.S. al Coda*

Vx. hap - pen.

Gr.

TAB



CODA

2:33

D

Cadd9

G/B

Cadd9

Vx.

And ba-by's got the bends,

Gtr.

TAB

Vx.

we don't have a-ny re-al friends. Just

Gtr.

TAB

Vx.

2:50 [A]

ly-ing in a bar with my drip feed on, talk-ing to my girl-friend, wait-ing for some-thing to hap-

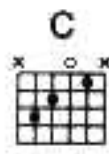
Vx.

- pen, I wish it was the six-ties. I wish we could be hap-py, I wish, I wish, I wish that some-thing would

Gtr.

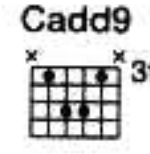
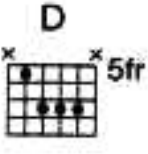
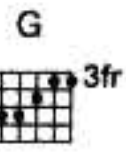
feedback

TAB



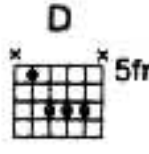
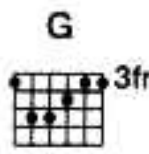
Vx. Musical staff with lyrics: hap - pen. —

Gtr. and TAB staves for the first system, including fret numbers and chord diagrams.

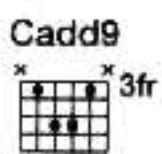


3:08

Gtr. and TAB staves for the second system, including fret numbers and chord diagrams.



Gtr. and TAB staves for the third system, including fret numbers and chord diagrams.



Vx. Musical staff with lyrics: I want to live

Gtr. and TAB staves for the fourth system, including fret numbers and chord diagrams.



3:28

G 3fr

D 5fr

Cadd9 3fr

Vx. and breathe, I want to be part of the hu-man race.

Gr.

TAB

G 3fr

D 5fr

Vx. I, I want to live, breathe, I want to be part of the hu-man race,

Gr.

TAB

3:43

Cadd9 3fr

Em

Vx. race, race, race. Where do we go from here? The

Gr.

TAB

rit.

G

C

Vx. words are com-ing out all weird. Where are you now when I need you?

Gr.

TAB

# high and dry

Words and Music by  
Thomas Yorke, Edward O'Brien,  
Colin Greenwood, Jonathan Greenwood  
and Philip Selway

0:05

$\text{♩} = 86$

[F#] 

[A] 

Voice

Guitar

TAB

E5 

Gtr.

TAB

[F#] 

[A] 

Gtr.

TAB

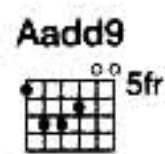
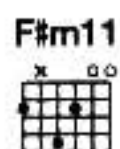
E5 

Gtr.

TAB



0:28  
1:44

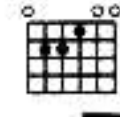


Vx. Two jumps in a week, I bet you think that's pret-ty cle-ver, don't  
Dry-ing up in con - ver - sa - tion, you will be the one who can

Gtr. [Guitar notation]

TAB [Guitar tablature]

E

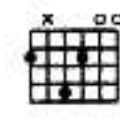


Vx. - you boy? -  
- not talk.

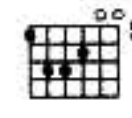
Gtr. [Guitar notation]

TAB [Guitar tablature]


F#m11



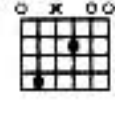
Aadd9



E



A/E

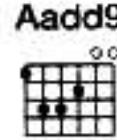
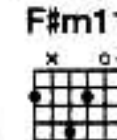
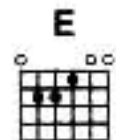


Vx. Fly-ing on your mo-tor-cy - cle, watch-ing all the ground be-neath you drop.  
All your in - sides fall to pie - ces, you just sit there, wish-ing you could still make love.

Gtr. 2nd time only  
two guitars

TAB [Guitar tablature]

0:49  
2:06

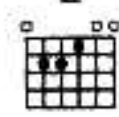
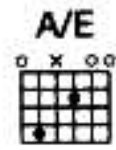
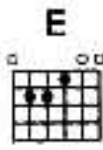


Vx. You'd kill your-self for re-cog - ni-tion, kill your-self to ne - ver ev -  
They're the ones who'll hate you when you think you've got the world all

Gtr. [Guitar notation]

TAB [Guitar tablature]

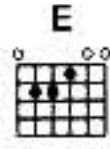
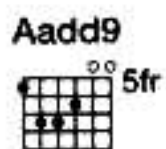
1:00  
2:17



Vx. *er stop. —*  
*sussed out,* *You broke — an - oth - er mir - ror,* *you're turn -*  
*they're the ones* *who'll spit at you.*

Gtr.

TAB

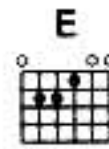
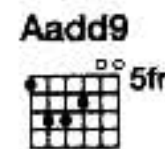
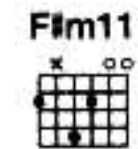


Vx. *- ing in - to some - thing you — are not. —* *Don't leave me high,*  
*You will be the one* *scream - ing out. —*

Gtr.

TAB

1:12  
2:28



Vx. *— don't leave me dry, —*

Gtr.

TAB



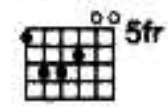
Vx. *— don't leave me high, —*

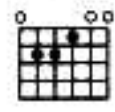
Gtr.

TAB



1.

Aadd9  
 5fr

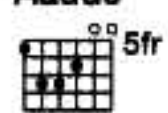
E  


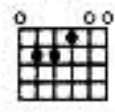
Vx. *don't leave me dry.*

Gtr. 

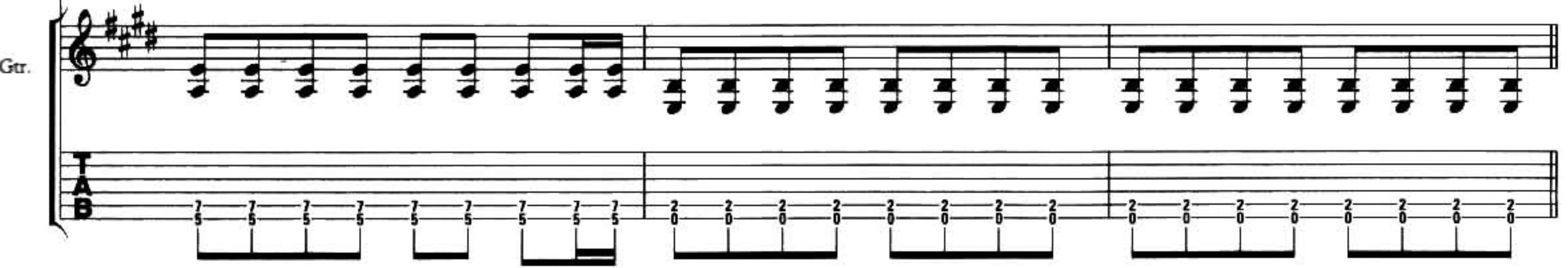
TAB 

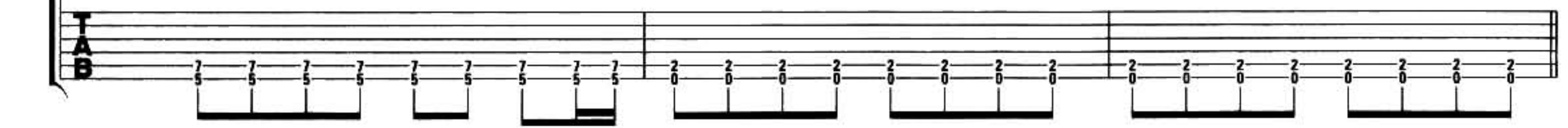
2.

Aadd9  
 5fr

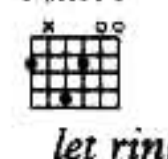
E  


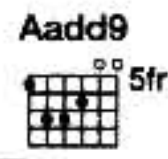
Vx. *don't leave me dry.*


Gtr. 

TAB 

F#m11



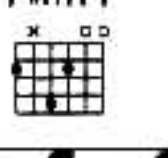
Aadd9  
 5fr

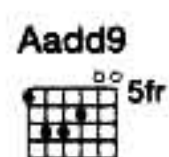
E  


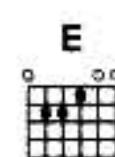
Gtr. *let ring* 

TAB 

F#m11



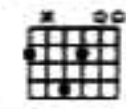
Aadd9  
 5fr

E  


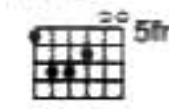
Gtr. 

TAB 

3:11  
F#m11



Aadd9  
5fr



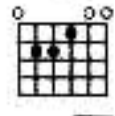
Vx. *Yeah, it's the best thing that you ev-er had, the best thing that you ev-er, ev -*

Gtr.

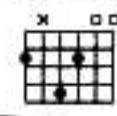
TAB



E



F#m11



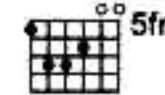
Vx. *- er had. It's the best thing that you've ev -er had, the*

Gtr. *two guitars*

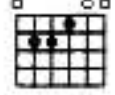
TAB



Aadd9  
5fr




E



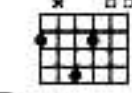
Vx. *best thing you have had has gone a - way.*

Gtr.

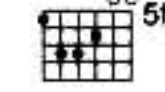
TAB



3:33  
F#m11




Aadd9  
5fr



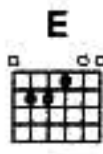
Vx. *So don't leave me high, don't leave me dry,*

Gtr. *let ring*

TAB



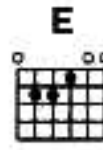
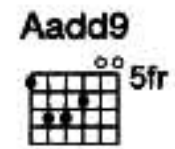




Vx. *don't leave me high,*

Gtr.

TAB 5 0 4 5 5 2 2 4 2 1 1 5 0 4 5 5 0 4 5

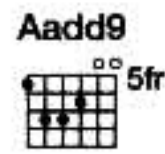
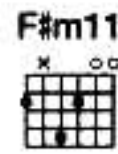


Vx. *don't leave me dry. Don't leave me high,*

Gtr.

TAB 5 0 4 5 5 0 4 5 5 0 4 5 5 0 4 5 5 5 5 7 7 9 9

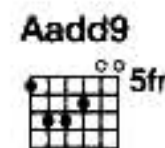
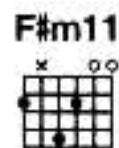
3:54



Vx.

Gtr.

TAB 0 0 0 0 0 0 0 0 0 0 0 0 0 0 0 0 0 0 11 13 12 0 14 11 13 11 11 9



Vx. *don't leave me high, don't leave me dry.*

Gtr.

TAB 0 0 0 0 0 0 0 0 0 0 0 0 0 0 0 0 0 0 2 2 0 0 0 0 0 0

# fake plastic trees

Words and Music by  
 Thomas Yorke, Edward O'Brien,  
 Colin Greenwood, Jonathan Greenwood  
 and Philip Selway

♩ = 74

**A**

**Asus4**

**Dmaj9/F#**

Voice

Her green plas-tic wa - ter-ing can for her  
 She lives with a bro - ken man, a

Guitar

TAB

**E6**

**Dsus2**

**A**

Vx.

fake chi-nese rub - ber plant \_\_\_\_\_ in the fake plas - tic and  
 cracked po - ly - sty - rene man \_\_\_\_\_ who just crum - bles, \_\_\_\_\_

Gtr.

TAB

**Dsus2**

**A**

Vx.

earth burns. that she  
 He

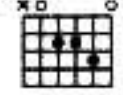
Gtr.

TAB

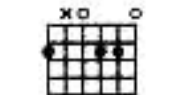
0:26  
1:44



Asus4



Dmaj9/F#



E6

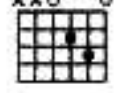


Vx. 


Gtr. 

TAB 

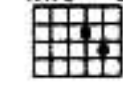
Dsus2





A

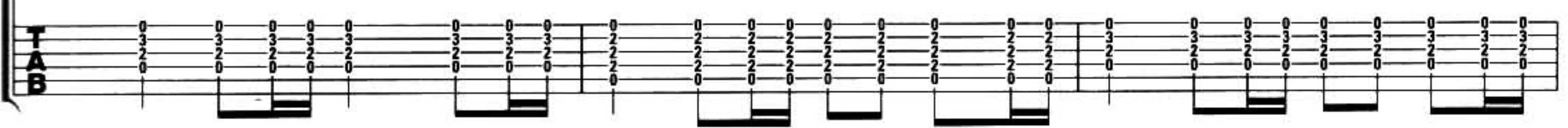


Dsus2



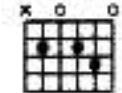
Vx. 


Gtr. 


TAB 

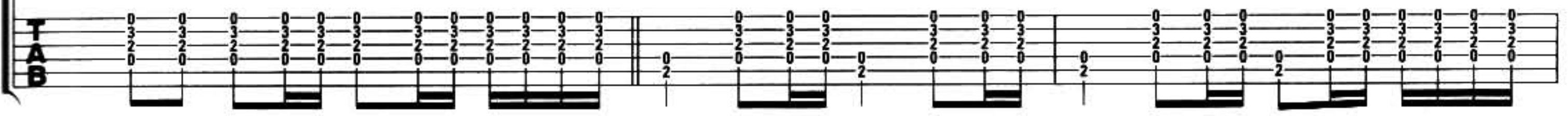
0:52  
2:10

Bm11



Vx. 

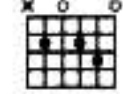
Gtr. 

TAB 

A



Bm11



Vx. 

Gtr. 

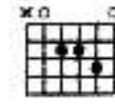
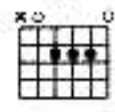
TAB 

28

1.

A

Asus4



Vx. *it wears her out,*

Gtr.


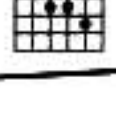
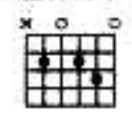
TAB

2.

Bm11

Asus4

A



Vx. *it wears.*

Gtr.

TAB

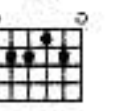
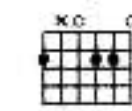
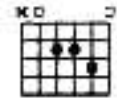
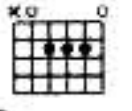
2:36

A

Asus4

Dmaj9/F#

E6



Vx. *She looks like the real thing, she tastes like the real thing,*

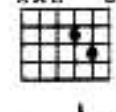
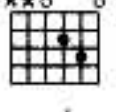
Gtr.

TAB

Dsus2

A

Dsus2



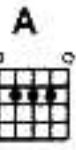
Vx. *my fake plastic love,*

Gtr.

TAB



3:03

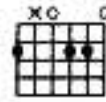


Vx. *but I can't help the feel - ing,*

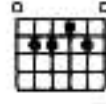
Gtr.

TAB

Dmaj9/F#



E6

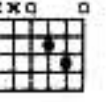


Vx. *I could blow through the ceil - ing*

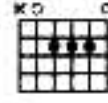
Gtr.

TAB

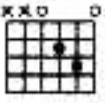
Dsus2



A



Dsus2



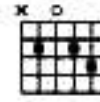
Vx. *if I just turn and run.*

Gtr.

TAB

3:29

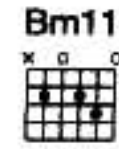
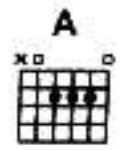
Bm11



Vx. *And it wears me out, it wears me out,*

Gtr.


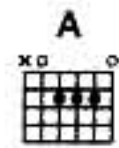
TAB



Vx. *it wears me out,*

Gtr.

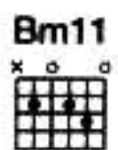
TAB



Vx. *it wears me out. And if I could be*

Gtr.

TAB

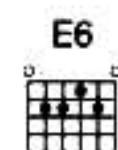
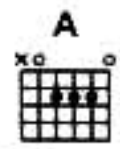


3:55

Vx. *who you want - ed, if I could be*

Gtr.

TAB



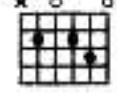
Vx. *who you want - ed all*

Gtr.

TAB



Bm11

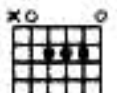


Vx. *the time, all*

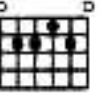
Gtr. *the time, all*

TAB

A

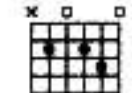


E6



4:21

Bm11



Vx. *the time, ah ah ah.*

Gtr. *the time, ah ah ah.*

TAB

A




E6



Gtr. *the time, ah ah ah.*

TAB

Bm11



A



Gtr. *the time, ah ah ah.*

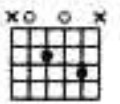
TAB

# bones

Words and Music by  
 Thomas Yorke, Edward O'Brien,  
 Colin Greenwood, Jonathan Greenwood  
 and Philip Selway

Free time

0:03 **A7sus4**



Voice

Guitar

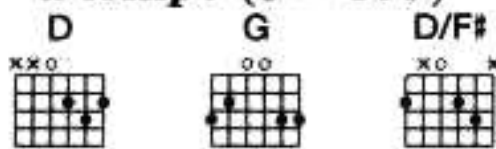
double tracked, tremolo left *c.*4Hz  
 tremolo right *c.*8Hz

TAB

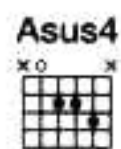


a tempo (♩ = 100)

0:13 **D** **G** **D/F#**

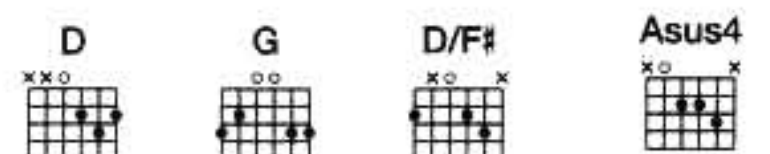


**Asus4**



tremolo (speed altered with tremolo pedal)


**D** **G** **D/F#** **Asus4**



Gtr.

two guitars

TAB



0:30  
1:20

**D** **G** **D/F#** **Asus4**



Vx.

I don't want to be krip-pled, kracked,  
 Now I can't climb the stairs,

Gtr.

TAB





D G D/F# Asus4

Vx.

Gr.

TAB

0:46  
1:36

D G D/F# Asus4

1st time only

Vx.

Gr.

TAB

D G D/F# Asus4

Vx.

Gr.

TAB

Em D/F# G A Bm/A A Bm/A A Bm/A A

Vx.

Gr.

TAB

34

Em D/F# G A

1. Bm/A A Bm/A A Bm/A A

2. Bm/A A Bm/A

Vx. *to feel it in your bones.*

Gtr.

TAB

A Bm/A A

2:01 D G D/F# Asus4 Bm/A A Bm/A

Vx. *and I used to fly like Pe - ter Pan,*

Gtr.

TAB

A Bm/A A D G D/F# Asus4 Bm/A A Bm/A

Vx. *all the child - ren flew when I touched their hands.*

Gtr.

TAB

2:17 A Bm/A A Em D/F# G A Bm/A A Bm/A

Vx. *It's when you've got to feel it in your bones,*

Gtr.

TAB



Vx.

Vx.

Gtr.

Gtr.

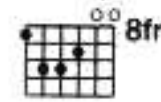
Gtr. tremolo

# [nice dream]

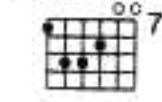
Words and Music by  
 Thomas Yorke, Edward O'Brien,  
 Colin Greenwood, Jonathan Greenwood  
 and Philip Selway

♩ = 58

Cmaj7



Badd11

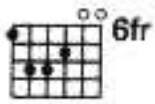


Voice

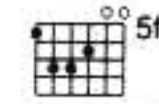
Guitar

TAB

B $\flat$ add $\sharp$ 11  
 $\flat$ 9



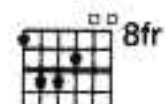
Aadd9



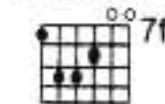
Gtr.

TAB

Cmaj7



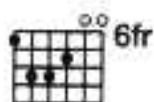
Badd11



Gtr.

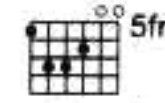
TAB

B $\flat$ add $\sharp$ 11  
 $\flat$ 9



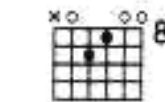
0:14

Aadd9



*let ring*

Aadd $\sharp$ 11  
 9



Aadd9



Gtr.

TAB



0:23  
0:39

Aadd<sup>#11</sup><sub>9</sub> 8fr

Aadd<sub>9</sub> 5fr

Dadd<sup>9</sup><sub>6</sub> 10fr

Vx. They love me like I was a bro - ther,  
dug me my ve - ry own gar - den,

Gtr.

TAB

Vx. they pro - tect sun - shine, lis - ten  
gave me me sun - shine, made me

Gtr.

TAB

1. E7 6fr

2. E7 6fr

Vx. to hap - py. They Nice

Gtr.

TAB

0:56

Bm<sub>11</sub> 7fr

E7 6fr

Vx. dream, nice dream, nice

Gtr. *let ring*

TAB

38

Aadd9

Aadd<sup>#11</sup><sub>9</sub>

Aadd9

Aadd<sup>#11</sup><sub>9</sub>

Vx. dream. I

Gr.

TAB

1:13

Aadd9

Dadd<sup>9</sup><sub>6</sub>

Vx. call up my friend, the good an - gel, but she's

Gr.

TAB

E7sus4

Vx. out with her an - sa - phone.

Gr.

TAB

1:29

E7

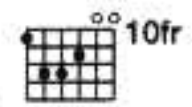
Aadd9

Vx. She says that she would love to come


Gr.

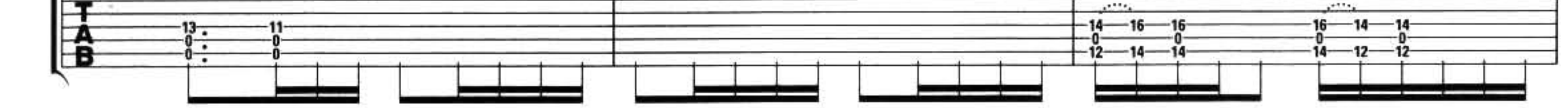
TAB



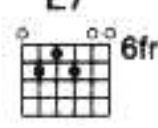
Dadd<sup>9</sup><sub>6</sub>  
 10fr

Vx. help, but the sea would


Gtr. 

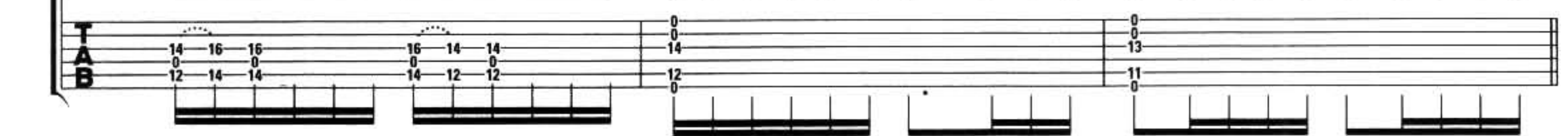
TAB 

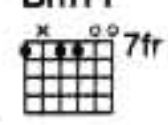
E7sus4  
 7fr

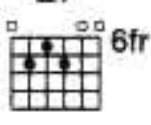
E7  
 6fr

Vx. e - lec - tro - cute us all. Nice

Gtr. 

TAB 

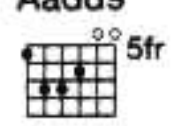
Bm11  
 7fr

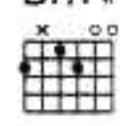
E7  
 6fr

Vx. dream, nice dream, nice

Gtr. *let ring* 

TAB 

Aadd9  
 5fr

B7/F#  


Vx. dream, nice dream, nice

Gtr. 

TAB 

40

Bm11

1.  
 E7

Vx. *dream, nice dream, nice*

Gr. *dream, nice dream, nice*

TAB *2 0 3 2 0 2 0 2 0 2 0 2 1 3 1 2 0 2 1 3 1 2*

2.  
 Bbadd#11  
 b9

2:28  
 Asus2

Bsus4

Vx. *dream.*

Gr. *dream.*

TAB *1 0 1 3 3 0 1 0 1 3 3 0 7 5 7 9 7 7 9 7*

Cmaj7

Dadd9  
 6

Asus2

Bsus4

Gr. *Oh, come on,*

TAB *7 5 7 9 7 7 8 8 6 6 7 5 7 9 7 7 8*

Cmaj7

Dadd9  
 6

2:44  
 Asus2

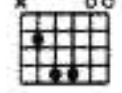
Vx. *Oh, come on,*

Gr. *Oh, come on,*

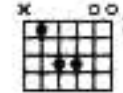
TAB *7 5 7 9 7 18 15 20 17 14 19 17 18 0 7 5 7 9 7 7 9*



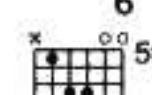
Bsus4



Cmaj7



Dadd9

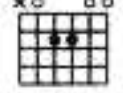


Vx. *oh, come on.*

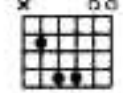
Gtr. *8va*

TAB

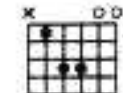
Asus2



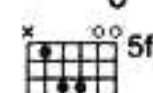
Bsus4



Cmaj7



Dadd9

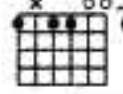


Vx. *oh, come on, oh, come on.*

Gtr. *8va*

TAB

Bm11



3:00

B9



Aadd9



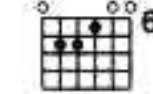
E7sus4



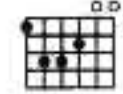
Gtr.

TAB

Aadd9/E



Aadd9



Vx. *Ah,*

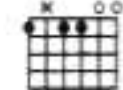
Gtr.

TAB

B7/F#



Bm11

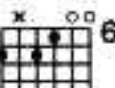


Vx.

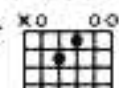
Gtr.

TAB

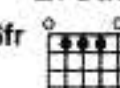
B9



Aadd9



E7sus4



E7

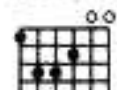


Vx. nice

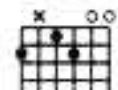
Gtr.

TAB

Aadd9



B7/F#




Vx. dream, nice dream, nice

Gtr. 8va let ring

TAB

Bm11

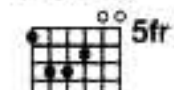


Bmaj7add<sup>#11</sup><sub>b9</sub>



rit.

Aadd9



Vx. dream, nice dream.

Gtr. 8va

TAB



# just

Words and Music by  
Thomas Yorke, Edward O'Brien,  
Colin Greenwood, Jonathan Greenwood  
and Philip Selway

♩ = 88

Chord diagrams: C (3fr), Eb (6fr), D (5fr), F (8fr)

Voice: [Musical staff with treble clef, 4/4 time signature]

Guitar: [Musical staff with treble clef, 4/4 time signature]

TAB: [Guitar tablature with fret numbers]

Chord diagrams: C (3fr), Eb (6fr), D (5fr), F (8fr), C (3fr), Eb (6fr), D (5fr), F (8fr)

Gtr.: [Musical staff with treble clef, 4/4 time signature]

TAB: [Guitar tablature with fret numbers]

0:16  
1:06

Chord diagrams: Am (5fr), Ab (4fr), Eb (6fr), F (8fr)

Vx.: [Musical staff with treble clef, 4/4 time signature]

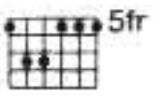
Can't get the stink off,  
Don't get my sym - pa - thy,

he's been hang - ing round for days,  
hang - ing out - the fif - teenth floor.

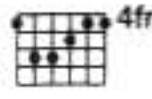
Gtr.: [Musical staff with treble clef, 4/4 time signature]

TAB: [Guitar tablature with fret numbers]

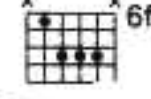
Am



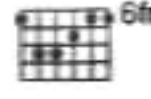
Ab



Eb



Eb

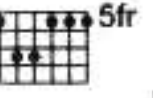


Vx. comes like a com - et, suck-ered you, but not your friends. —  
 You've changed the locks three times, he still comes reel - ing through the door. —

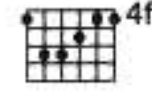
Gtr.

TAB

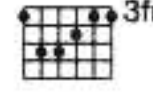
Am



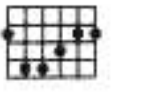
Ab




G



Gb



F



N.C.

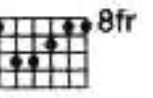
Vx. One day he'll get\_ to you, and teach you how to be a ho - ly cow. You do it to your -  
 One day I'll get\_ to you, and teach you how to get to pur - est hell.

Gtr.

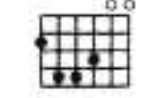
TAB

0:44  
1:33

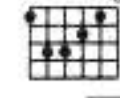
C



Gb7sus4



Fmaj7

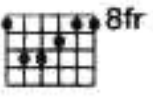


Vx. - self, you do, — and that's what real - ly hurts\_ is you do it to your -

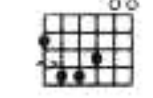
Gtr.

TAB

C



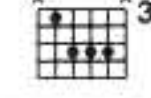
Gb7sus4



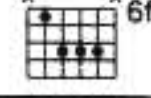
Fmaj7



C



Eb



Vx. - self, just you, — you and no - one else, — you do it to your - self, —

Gtr.

TAB



1. **D** **F** **C** **E<sub>b</sub>** **D** **F**

Vx. *you do it to your - self.*

Gtr. *8va*

TAB

2. **C** **E<sub>b</sub>** **D** **F** **E5** **D5**

Vx. *- self.*

Gtr. *8va*

TAB

1:55

**C#5** **E5** **D5** **C#5**

Gtr. *sim.*

TAB

**A<sub>m</sub>** **A<sub>b</sub>**

Gtr. *two guitars*

TAB

2:06

46 Eb 6fr Bb 6fr Am 5fr

Gtr.

Gtr.

Gtr.

Vx.

Gtr.



Vx. **C** **G $\flat$ 7sus4** **Fmaj7**

- self, just you, you and no - one else, you do it to your -

Gtr.

TAB

Vx. **C** **E $\flat$**  **D** **F** **C** **E $\flat$**

2:47

self, you do it to your

Gtr.

TAB

Vx. **D** **F** **C** **E $\flat$**  **D** **F**

- self. Woh! (Ah) Self.

with pitch shifter 1 octave up

with pitch shifter 1 and 2 octaves up

Gtr.

TAB

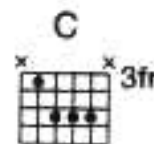
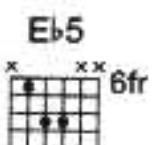
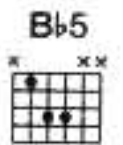
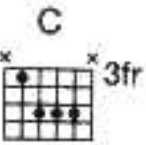
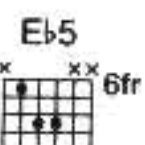
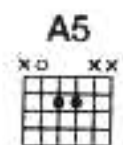
Vx. **C** **E $\flat$**  **D** **F** **C** **B $\flat$ 5** **A5** **E $\flat$ 5** **C5** **B $\flat$ 5**

3:09

Gtr.

TAB

48



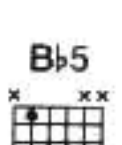
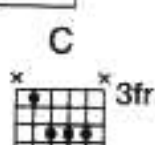
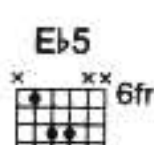
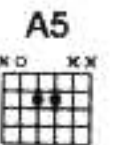
with pitch shift wammy pedal

8va

Gtr.

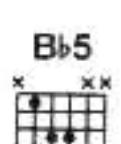
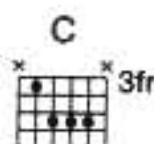
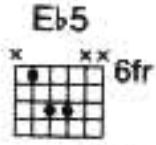
Musical notation for guitar system 1, measures 48-53. The system includes a treble clef staff with notes and a tablature staff with fret numbers. Chord diagrams for A5, Eb5, C, Bb5, A5, Eb5, C, and Bb5 are provided above the staff. A 'with pitch shift wammy pedal' instruction is present, along with an '8va' marking. The tablature shows various fret numbers including 20, 17, 4, 3, 2, 1, 8, and 0.

3:31



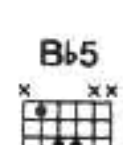

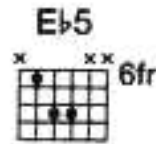
Gtr.

Musical notation for guitar system 2, measures 54-59. The system includes a treble clef staff with notes and a tablature staff with fret numbers. Chord diagrams for A5, Eb5, C, and Bb5 are provided above the staff. The tablature shows fret numbers 8, 5, 8, 10, 5, 8, 5, 8, 10, 5, 8, 5, 8, 10.



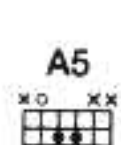
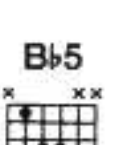
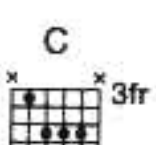
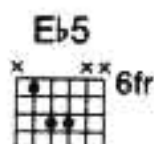
Gtr.

Musical notation for guitar system 3, measures 60-65. The system includes a treble clef staff with notes and a tablature staff with fret numbers. Chord diagrams for A5, Eb5, C, and Bb5 are provided above the staff. The tablature shows fret numbers 5, 8, 5, 8, 10, 8, 11, 10, 11, 8, 10, 8, 10, 8, 5, 8, 10, 5, 8, 5, 8, 10.



Gtr.

Musical notation for guitar system 4, measures 66-71. The system includes a treble clef staff with notes and a tablature staff with fret numbers. Chord diagrams for A5, Eb5, C, and Bb5 are provided above the staff. The word 'sim.' is written below the staff. The tablature shows fret numbers 5, 8, 5, 8, 10, 10, 11, 11, 11, 11, 11, 11, 11, 8, 5, 8, 10, 8, 5, 8, 10, 5, 8, 5, 8, 10.



Gtr.

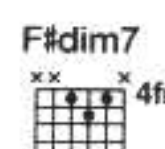
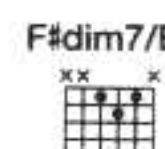
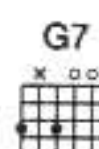
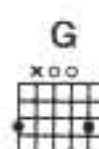
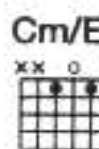
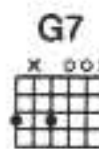
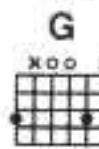
Musical notation for guitar system 5, measures 72-77. The system includes a treble clef staff with notes and a tablature staff with fret numbers. Chord diagrams for A5, Eb5, C, Bb5, and A5 are provided above the staff. The tablature shows fret numbers 8, 8, 5, 8, 10, 11, 10, 11, 8, 10, 8, 10, 8, 5, 8, 10, 5, 8, 5, 8, 10, 10, 0.



# my iron lung

Words and Music by  
Thomas Yorke, Edward O'Brien,  
Colin Greenwood, Jonathan Greenwood  
and Philip Selway

♩ = 104



Voice

pitch shifter up one octave  
*let ring*

Guitar

Gtr.

0:20

[G]

[C]

[G]

[C]

Vx.

Faith, you're driv - ing me a - way, you do it ev - ery day,

Gtr.

Vx.

you don't mean it, but it hurts like hell. My

Gtr.

50 0:39

G 3fr G7 3fr Am7dim5 Cm/dim5/G 3fr G 3fr G7 3fr Am7dim5 Cm/dim5/G 3fr

Vx. brain says I'm re - ceiv - ing pain, a lack of ox - y - gen

Gtr.

TAB

G 3fr Cm/G 3fr G5 Cm 3fr

Vx. from my life sup - port, my i - ron lung.

Gtr.

TAB

G 3fr G7 3fr Cm/Eb 3fr G 3fr G7 3fr Cm/Eb 3fr

Vx.

Gtr. *pitch shifter up one octave*  
*let ring*

TAB

1:09 2:26

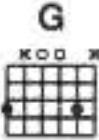

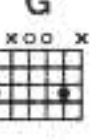

G 3fr Cm 3fr G 3fr Cm 3fr

Vx. We're Suck, too young to fall a - sleep, too cy - ni - cal to speak.  
Suck, suck your teen - age thumb, toi - let trained and dumb,


Gtr.


TAB

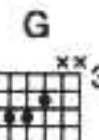
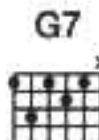

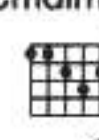
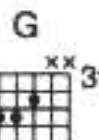
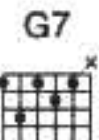




Vx.    


We are los - ing it, can't you tell? We  
 (when the power runs out, we'll just hum).


Gtr. 


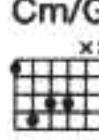
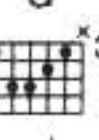
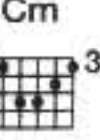
TAB 

1:29 2:46        


scratch our e - ter - nal itch, our twen - tieth cen - tury bitch,  
 This, this is our new song, just like the last


Gtr. 

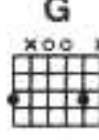
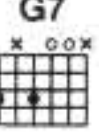

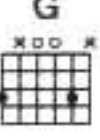
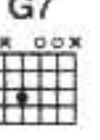

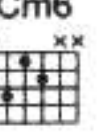
TAB 

Vx.     *to Coda*


one and we are grate - ful for our i - ron lung.  
 a to - tal waste of time, my i - ron


Gtr. 

TAB 

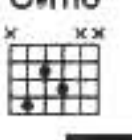
1:49       

*pitch shifter up one octave*  
*let ring*


Gtr. 

TAB 

52

Gm7  3fr C7  [E]  C#m6  Cm6 

Vx. 

Gtr. 

TAB 



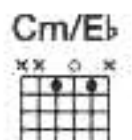
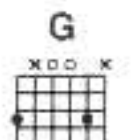
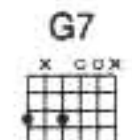


Gm7  3fr C7  [E]  C#m6  Cm6 


Vx. 


Gtr. 


TAB 

2:17

G  G7  Cm/Eb  G  G7  F#dim7/Eb  F#dim7  4fr



Vx. 


Gtr. *pitch shifter up one octave*  
*let ring* 


TAB 

⊕ CODA

3:05

C#m6  Cm6  Gm7  3fr C7 

Vx. *lung.* 

Gtr. 

TAB 



Vx. [E] C#m6 Cm6 Gm7 3fr

Gr. TAB

This system contains the first system of music. It features a vocal line (Vx.) and a guitar line (Gr.) with a corresponding guitar tablature (TAB) below it. The guitar part includes various techniques such as triplets and bends. Chord diagrams for [E], C#m6, Cm6, and Gm7 3fr are provided above the vocal staff.

Vx. C7 [E] C#m6 Cm6

Gr. TAB

This system contains the second system of music. It features a vocal line (Vx.) and a guitar line (Gr.) with a corresponding guitar tablature (TAB) below it. Chord diagrams for C7, [E], C#m6, and Cm6 are provided above the vocal staff.

Vx. Gm7 3fr C7 [E]

Gr. TAB

This system contains the third system of music. The vocal line (Vx.) is mostly silent, indicated by a tilde (~). The guitar line (Gr.) and its tablature (TAB) are active, featuring complex rhythmic patterns and bends. Chord diagrams for Gm7 3fr, C7, and [E] are provided above the vocal staff.

Gr. C#m6 Cm6 Gm7 3fr C7

TAB

This system contains the fourth system of music. It features a guitar line (Gr.) and its corresponding guitar tablature (TAB) below it. Chord diagrams for C#m6, Cm6, Gm7 3fr, and C7 are provided above the guitar staff.

54

[E]

C#m6

Cm6

3:41

Bb

C

3fr

Vx.

Gtr.

TAB

D<sup>b</sup>

4fr

C

3fr

B<sup>b</sup>

3fr

C

3fr

Vx.

Gtr.

TAB

two guitars

D<sup>b</sup>

4fr

C#m6

3fr

Cm6

3fr

3:59

Gm7

3fr

C7

3fr

Vx.

Gtr.

TAB

[E]

C#m6

3fr

Cm6

3fr

Gm7

3fr

Gtr.

TAB





# bulletproof.. i wish i was

Words and Music by  
Thomas Yorke, Edward O'Brien,  
Colin Greenwood, Jonathan Greenwood  
and Philip Selway

♩ = 80  
N.C.

0:13  
Am7  
Cmaj7

shake tremolo bar  
scrape strings behind nut  
delay c.375ms

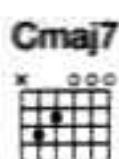
0:40  
1:19  
Am7  
Cmaj7  
Bmadd ♭6  
Dsus2

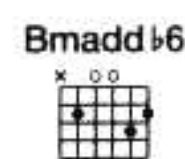
Limb by limb, and tooth\_ by tooth, stir - ring up\_ in - side of me,\_  
Wax me,\_ mould me,\_ heat the pins\_ and stab\_ them in,\_

© 1994 Warner Chappell Music Ltd, London W1Y 3FA



Am7  


Cmaj7  


Bmadd♭6  


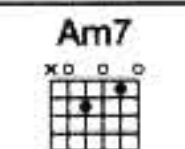
Vx. ev - ery - day, ev - ery hour, - wish that I  
 you have turned me in - to this, - just wish that it

Gtr. 


TAB 


Dsus2  


1.

Am7  


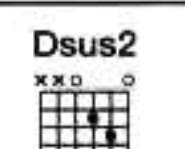
Vx. was bul - let proof. -

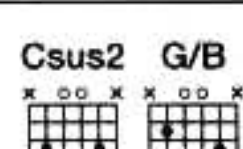
Gtr. 


TAB 

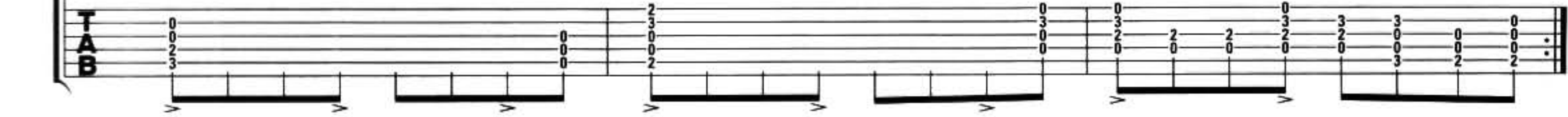
Cmaj7  


Bmadd♭6  

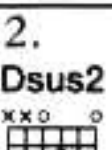

Dsus2  


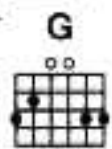
Csus2 G/B  


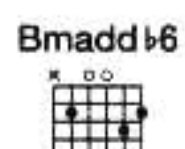
Gtr. 

TAB 

1:46

2.  
 Dsus2  


G  


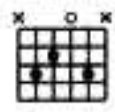
Bmadd♭6  


Vx. was bul - let proof, -

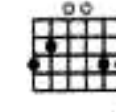
Gtr. *let ring* 

TAB 

Cadd9



G

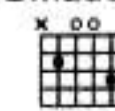


Vx. *was bul - let proof.*

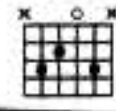
Gtr.

TAB

Bmadd b6



Cadd9



Bb6

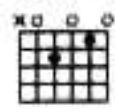


Vx. *So*

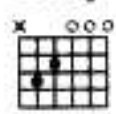
Gtr.

TAB

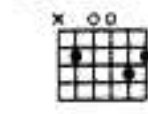
Am7



Cmaj7



Bmadd b6



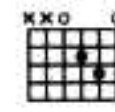
2:09

Vx. *pay me mon - ey, and take a shot, lead - fill the hole*

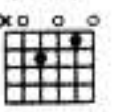
Gtr.

TAB

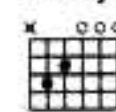
Dsus2



Am7



Cmaj7



Vx. *in me. I could burst a mil - lion bub - bles, all*

Gtr.

TAB



**Bmadd $\flat$ 6** **Dsus2**

Vx. sur - ro - gate, — and bul - let

Gr.

TAB

Detailed description: This system contains the first system of music. It features three staves: a vocal line (Vx.), a guitar line (Gr.), and a guitar tablature line (TAB). The vocal line has lyrics "sur - ro - gate, —" and "and bul - let". The guitar line consists of a series of chords. The TAB line shows the fretting for these chords. Chord diagrams for Bmadd flat 6 and Dsus2 are provided at the top.

**G** **Bmadd $\flat$ 6**

2:36

Vx. proof, —

Gr.

TAB

Detailed description: This system contains the second system of music. It features three staves: a vocal line (Vx.), a guitar line (Gr.), and a guitar tablature line (TAB). The vocal line has the lyric "proof, —". The guitar line consists of a series of chords. The TAB line shows the fretting for these chords. Chord diagrams for G and Bmadd flat 6 are provided at the top. A time signature of 2:36 is indicated.

**Cadd9** **G**

Vx. — and bul - let proof, —

Gr.

TAB

Detailed description: This system contains the third system of music. It features three staves: a vocal line (Vx.), a guitar line (Gr.), and a guitar tablature line (TAB). The vocal line has lyrics "and bul - let" and "proof, —". The guitar line consists of a series of chords. The TAB line shows the fretting for these chords. Chord diagrams for Cadd9 and G are provided at the top.

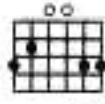
**Bmadd $\flat$ 6** **Cadd9**

Vx. —

Gr.

TAB

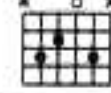
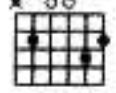
Detailed description: This system contains the fourth system of music. It features three staves: a vocal line (Vx.), a guitar line (Gr.), and a guitar tablature line (TAB). The vocal line has a dash "—". The guitar line consists of a series of chords. The TAB line shows the fretting for these chords. Chord diagrams for Bmadd flat 6 and Cadd9 are provided at the top.



Vx. and bul - let proof,

Gtr.

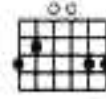
TAB



Vx.

Gtr.

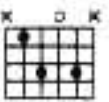
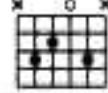
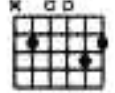
TAB



Vx. and bul - let proof.

Gtr.

TAB



Vx.

Gtr.

TAB



# black star

Words and Music by  
 Thomas Yorke, Edward O'Brien,  
 Colin Greenwood, Jonathan Greenwood  
 and Philip Selway

♩ = 78  
*fade in*

Dsus4

Em7

Cadd9

G/B

A7sus4

Dsus4

Em7

Cadd9

G/B

A7sus4

Voice

Guitar

*let ring*

Dsus4

Em7

Cadd9

G/B

A7sus4

Dsus4

Em7

Cadd9

G/B

A7sus4

Gtr.

0:20  
 1:17

G

Csus<sup>9</sup><sub>2</sub>

G/B

Dadd4/F#

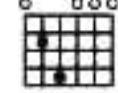
Vx.

I get home from work\_ and you're still stand - ing in\_ your dress - ing gown, well,  
 trou-bled words\_ of a trou-bled mind, I try to un - der - stand\_ what is

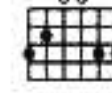
Gtr.

*let ring*

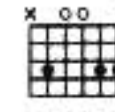
Emadd9



G



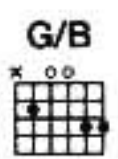
Csus<sup>9</sup><sub>2</sub>



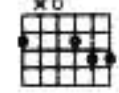
Vx. what am I to do? I know all the things a-round your head,  
eat - ing you. I try to stay a - wake, but it's fif -

Gtr.

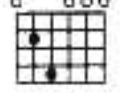
TAB



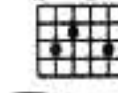
Dadd4/F#



Emadd9



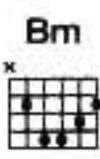
Cadd9



Vx. - ty-eight hours and what they do to you. What are we com - ing to?  
since that I last slept with you. What are we com - ing to?

Gtr.

TAB

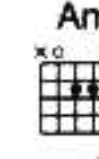
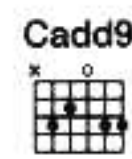
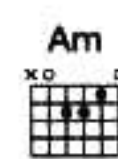


Vx. What are we gon - na do? Blame it on the  
I just don't know, a - ny - more.

Gtr.

TAB

0:56  
1:53



Vx. black star, blame it on the fall - ing sky,

Gtr.

TAB



1.

Vx. *Cadd9* *G* *Cadd9* *G* *Gsus4* *G* *D5*

blame it on the sa - tel-lite that beams me home. The

Gtr. *let ring*

TAB

2.

Vx. *G* *Gsus4* *G* *Dsus4* *Em7* *Cadd9* *G/B* *A7sus4*

that beams me home.

Gtr. *let ring*

TAB

Gtr. *Dsus4* *Em7* *Cadd9* *G/B* *A7sus4* *Dsus4* *Em7* *Cadd9* *G/B* *A7sus4*

TAB

2-28

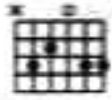
Vx. *G* *Csus<sup>9</sup><sub>2</sub>* *G/B* *Dadd4/F#* *Emadd9*

I get on the train, and I just stand a - bout, now that I don't think of you.

Vx. *G* *Csus<sup>9</sup><sub>2</sub>* *G/B* *Dadd4/F#* *Emadd9*

I keep fall - ing o - ver, I keep pass - ing out when I see a face like you.

Cadd9



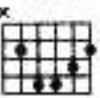
Vx. *What am I com - ing to? I'm gon-na melt*

Gtr.

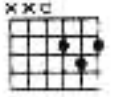
TAB

3:04

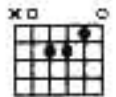
Bm



D



Am

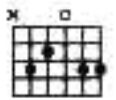


Vx. *down. Blame it on the black star,*

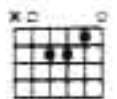
Gtr.

TAB

Cadd9



Am

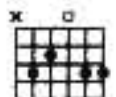


Vx. *blame it on the fall - ing sky,*

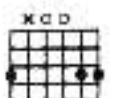
Gtr.

TAB

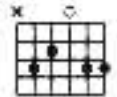
Cadd9



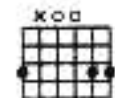
G



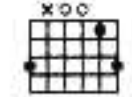
Cadd9



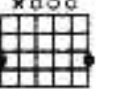
G




Gsus4



G



D5



Vx. *blame it on the sa - tel - lite that beams me home.*

Gtr.

TAB



3:22

Vx. *Dsus4* *Em7* *Cadd9* *G/B* *A7sus4* *Dsus4* *Em7* *Cadd9* *G/B* *A7sus4*

Gtr. *let ring*

TAB

Vx. *Dsus4* *Em7* *Cadd9* *G/B* *A7sus4* *Dsus4* *Em7* *Cadd9* *G/B* *A7sus4*

Gtr.

TAB

3:40

Vx. *Dsus4* *Em7* *Cadd9* *G/B* *A7sus4* *Dsus4* *Em7* *Cadd9* *G/B* *A7sus4*

Gtr.

TAB

Vx. *Dsus4* *Em7* *Cadd9* *G/B* *A7sus4* *Dsus4* *Em7* *Cadd9* *G/B* *A7sus4*

Gtr.

TAB

# sulk

Words and Music by  
 Thomas Yorke, Edward O'Brien,  
 Colin Greenwood, Jonathan Greenwood  
 and Philip Selway

♩ = 63  
 N.C.

Voice

Guitar tremolo effects continues sim. throughout

TAB

0:07 [D]

Gtr.

TAB

[C] [G] [D]

Vx.

You bite through the big.

Gtr.

TAB

0:22  
0:37

Vx.

— wall, ——— the big\_\_ wall bites\_\_ back. ——— You sit there and  
 — pret - ty, ——— when you're on your knees, dis - in -

Gtr.

TAB



[C] [G] 1. [D] 2. [D]

Vx. sulk, sit there and moan. You are so please.  
-fect-ed and ea-ger to

Gtr.

TAB

0:52 2:02

G Cadd9 Dsus4 D

Vx. Some-times you sulk, some-times

Gtr.

TAB

G Cadd9 Dsus4 D

Vx. you burn, God rest your soul, then, when the lov-

Gtr.

TAB

1:06 2:17

G Cadd9 Dsus4 D

Vx. ing comes, and we've al - rea - dy gone, just like

Gtr.

TAB

G Cadd9 to Coda ⊕ [D] 1:18

Vx. — your dad, — you'll ne - ver change.

Gtr.

TAB

[C] [G] [D]

Vx. Each time —

Gtr.

TAB

1:33 1:48 [D] [C]

Vx. — it comes, — it eats me a - live, I try to — be - have, —  
 - clare — a ho - li - day, fall — a - sleep, —

Gtr.

TAB

two guitars

[G] 1. [D] 2. [D] D.S. al Coda

Vx. but it eats me — a - live. — So I — de - - way. —  
 drift — a -

Gtr.

TAB



### CODA

[D]

2:32

[E]

Vx. *change.*

Gtr.

TAB

Gtr.

TAB

[D] [A] [E]

Gtr.

TAB

2:47

Gtr.

TAB

Gtr.

TAB

Gtr.

TAB

Vx.

3:02

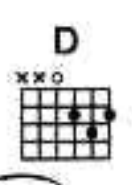
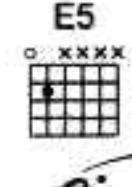

TAB


Vx.


E5

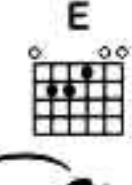

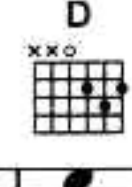

TAB





Vx.   

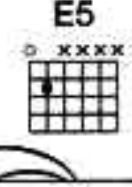
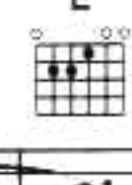

Gr. 


TAB 

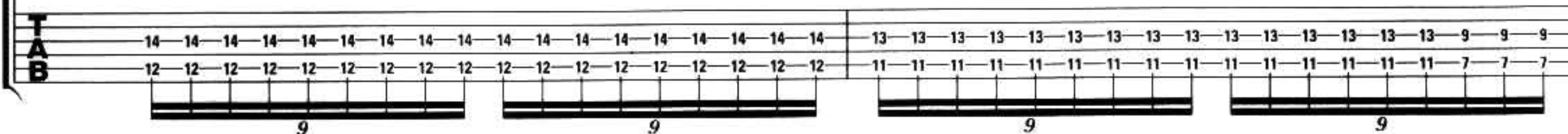
Vx.    

Gr. 

TAB 

Vx.   

Gr. 

TAB 

Vx.    

Gr. 

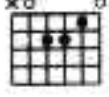
TAB 

# street spirit [fade out]

Words and Music by  
Thomas Yorke, Edward O'Brien,  
Colin Greenwood, Jonathan Greenwood  
and Philip Selway

♩ = 136

Am



Voice

Guitar

Gtr.

0:14

Vx.

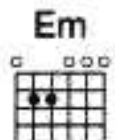
Gtr.

Vx.

Gtr.




0:28 Em



Vx. All these things in - to po - si - tion, all these things we'll one day swal-low whole.

Gr.

TAB




Am



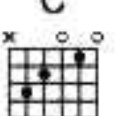
Vx. And fade

Gr.


TAB



0:42 C




Em



Vx. out a - gain,

Gr.

TAB




Am

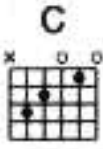


Vx. and fade

Gr.

TAB





Vx. *out.*

Gtr.

TAB

1:03  
2:19



Vx. This ma chine will, will not com-mu - ni - cate\_ these  
Cracked eggs, dead birds scream as they fight\_ for life,\_

Gtr.

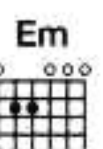
TAB

Vx. thoughts, and the strain I am un - der,  
I can feel death, can see its bea - dy eyes.

Gtr.

TAB

1:16  
2:33



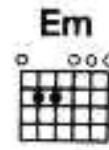
Vx. be\_ a world child, form a cir - cle be - fore we all\_ go un - der.  
All these things in-to\_ po - si - tion, all these things we'll one\_ day swal-low whole.

Gtr.

TAB



1:30  
2:47

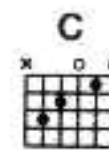
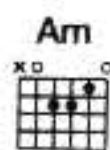


Vx. *And fade out,*

Gtr.

TAB

1:44  
3:00



Vx. *a - gain, and fade*

Gtr.

TAB

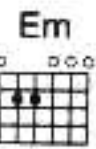
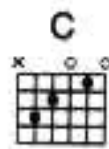


Vx. *out a - gain.*

Gtr.

TAB

1:58  
3:14

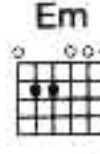
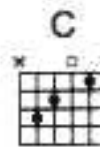


Vx. *Mm ah oh*

Gtr.

TAB

2:12  
3:28

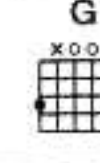
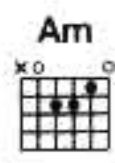


Vx. *mm* *ah*

Gtr.

TAB 14 13 12 14 12 13 12 14 12 13 12 12 13 13 12 12 12 13 12 12 13

3:42

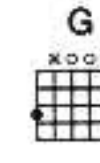
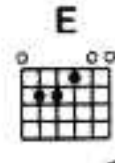


Vx. *ah.* Im - merse your

Gtr.

TAB 14 14 13 12 14 12 13 12 14 14 14 14 13 12 14 12 14 12 14 13 12 12 14 12 12 13

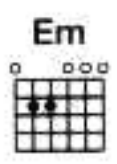
3:56



Vx. soul in love, im - merse

Gtr.

TAB 14 13 12 13 14 13 12 13 14 14 13 12 14 14 13 12 14 12 13 12 14 12 13 12 12



Vx. your soul in love.

Gtr.

TAB 14 12 12 13 14 13 12 13 14 13 12 13 0 2 2 3 2 2 2 1 2 2 0 2 2 0